

DOWNLOAD PDF DOCUMENT



1999 FORD EXPEDITION ST...

DOWNLOAD DOCUMENT NOW

Updated: 10/24/2017

DISCLAIMER:

CHAUVIN.CO uses the following 1999 ford expedition stereo wiring diagram book available for free PDF download which is also related with

1999 FORD EXPEDITION STEREO WIRING DIAGRAM

1999 ford expedition stereo wiring diagram can be easily downloaded from our library. Don't you believe? It is completely free. You just have to register on our site - click on the link below and answer simple questions. It will provide you for free access to 1999 ford expedition stereo wiring diagram and other eBooks. We ask you to pass a registration because of hard hackers' attacks that knock out of service our library and prevent our users from downloading 1999 ford expedition stereo wiring diagram as well as other books when it is necessary. When pass the registration, you can be sure of free and unlimited access to 1999 ford expedition stereo wiring diagram and lots of other PDF data. Files can be downloaded on your device when you want. Therefore, if you still need 1999 ford expedition stereo wiring diagram and cannot download it from other sites, register on our site and get a free access to a rich collection of eBooks right now. Save your time and efforts.

DOWNLOAD NOW

DOWNLOAD PDF DOCUMENT

DOWNLOAD PDF DOCUMENT

1999 FORD EXPEDITION ST...

[X0100 WIRING DIAGRAM](#)

X0100 Strike Interface Time Delay Module Power Wiring Diagram(24 VAC VDC; 250mA Max) 5 Amp Max NC (Normally Closed) To Electric Strike Common C (Common) +24 V NO (Normally Open) (Dry Contacts) 2 1 NC (Normally Closed) To Control Activation C (Common) NO (Normally Open) (Dry Contacts) 3 4 2 Amp Max Activation Common Note: This module does not provide an output voltage to drive an electric strike. ...

File name: X0100-Wiring-Diagram.pdf

[Download now or Read Online](#)

[BLOCK WIRING DIAGRAM FOR 2S-SS](#)

BLOCK WIRING DIAGRAM IWS-ABDS1. Without volume control2. With volume control Volume control should be auto transformer type control (SVC-W, SVC-I, RVC-W, RVC-I). The use of 8 ohm speakers is recommended. When A+B is selected, the net load to amplifier is 4 ohms.Dayton Audio PO Box 52 Springboro, OH 45066 300T575 ...

File name: 300-575-dayton-audio-iws-abds-block-wiring-diagram.pdf

[Download now or Read Online](#)

[MICROSOFT WORD - CORDONA WIRING DIAGRAM SBK- 4 2 NEG. 4 COILS.DOC](#)

Wiring diagram for engines with 4 coils, 2 negative wires from the CDI, and 4 +12vwires from the stock wiring harness.For 3 cyl. and single cyl. splice the number of Killbox yellows necessary and ground theremaining yellows. For Dyna 2000; connect one (any) yellow to orange and one otheryellow to gnd. The other 2 yellows are not used, should be cut.A GP Switch should be installed in the Pullswitch...

File name: cordona wiring diagram SBK- 4 2 neg. 4 coils.pdf

[Download now or Read Online](#)

[STC WIRING DIAGRAM.CDR](#)

Revision History STC Power Connections 30 3 11 Swapped Pins 1 & 4 on 0280 750 097 Body The STC is sold for competition use WIRING SCHEMATIC 26 1 12 Added Ford Focus Connections only FOR STC 6 2 12 Added BMW E46 Connections 8 2 12 Reverse Pin Numbers of Focus TB Connector Drawn from pin insertion side LAST UPDATED 29 2 12 Add Lotus Elise Set 29 12 12 Add BMW Mini Set Note this connector has Three ...

File name: STC Wiring Diagram.pdf





















[Download now or Read Online](#)

DOWNLOAD PDF DOCUMENT

DOWNLOAD PDF DOCUMENT

Here below another book similar with:

1999 FORD EXPEDITION ST...

-  [1999 ford expedition stereo wiring diagram](#)
-  [general motors full size trucks 1999 2001 chevrolet silverado gmc sierra pick ups 1999 2001 chevrolet suburban tahoe 2000 and 2001 gmc yukon chiltons total car care repair manuals by the chilton editors 2002 paperback](#)
-  [volkswagen sharan car radio stereo wiring diagram](#)
-  [dodge stereo wiring diagram](#)
-  [gran caravan factory stereo wiring diagram](#)
-  [ford expedition 2003 owners manual](#)
-  [service engine soon light ford expedition 2004](#)
-  [01 ford expedition diagnostic link fuse](#)
-  [ford f150 repair manual 1999](#)
-  [peterbilt wiring schematic stereo](#)
-  [free download ford falcon 1997 engine wiring diagram](#)
-  [wiring diagram ford f350 super duty](#)
-  [ford 555 backhoe wiring diagram](#)
-  [lucas ignition switch wiring diagram ford](#)
-  [1997 ford f250 tail light wiring diagram](#)
-  [ford focus 16 2000 engine management wiring diagram](#)
-  [bush fire expedition earth](#)
-  [the expedition of gradasso](#)
-  [peavey cs 1200x professional stereo power amplifier](#)
-  [service manual aiwa ad f360 s15 ad r460 r30 stereo cassette deck](#)

DOWNLOAD PDF DOCUMENT
