

DOWNLOAD PDF DOCUMENT



1997 FORD F250 TAIL LIG...

DOWNLOAD DOCUMENT NOW

Updated: 10/22/2017

DISCLAIMER:

CHAUVIN.CO uses the following 1997 ford f250 tail light wiring diagram book available for free PDF download which is also related with

1997 FORD F250 TAIL LIGHT WIRING DIAGRAM

It is so easy to download 1997 ford f250 tail light wiring diagram and hundreds of other files from our digital library. Which is more, you don't have to pay for this service. It is completely free! To start with you have to follow the link below, download the program and register on the site. It is fast. No money is needed. Then you get a free access to 1997 ford f250 tail light wiring diagram and other PDF documents which can also be downloaded to your PC or other devices and used when needed. Don't think that we get some profit from registration. It is because of constant hackers' attacks that do harm to our library and prevent our users from downloading 1997 ford f250 tail light wiring diagram and other files. Registration helps to make the process of using our eBook library more comfortable. When you pass the registration, you can get 1997 ford f250 tail light wiring diagram immediately. So, if you or your friend needs 1997 ford f250 tail light wiring diagram, just make simple steps and get as many books as you need for free

DOWNLOAD NOW

DOWNLOAD PDF DOCUMENT

DOWNLOAD PDF DOCUMENT

1997 FORD F250 TAIL LIG...

[X0100 WIRING DIAGRAM](#)

X0100 Strike Interface Time Delay Module Power Wiring Diagram(24 VAC VDC; 250mA Max) 5 Amp Max NC (Normally Closed) To Electric Strike Common C (Common) +24 V NO (Normally Open) (Dry Contacts) 2 1 NC (Normally Closed) To Control Activation C (Common) NO (Normally Open) (Dry Contacts) 3 4 2 Amp Max Activation Common Note: This module does not provide an output voltage to drive an electric strike. ...

File name: X0100-Wiring-Diagram.pdf
[Download now or Read Online](#)

[BLOCK WIRING DIAGRAM FOR 2S-SS](#)

BLOCK WIRING DIAGRAM IWS-ABDS1. Without volume control2. With volume control Volume control should be auto transformer type control (SVC-W, SVC-I, RVC-W, RVC-I). The use of 8 ohm speakers is recommended. When A+B is selected, the net load to amplifier is 4 ohms.Dayton Audio PO Box 52 Springboro, OH 45066 300T575 ...

File name: 300-575-dayton-audio-iws-abds-block-wiring-diagram.pdf
[Download now or Read Online](#)

[MICROSOFT WORD - CORDONA WIRING DIAGRAM SBK- 4 2 NEG. 4 COILS.DOC](#)

Wiring diagram for engines with 4 coils, 2 negative wires from the CDI, and 4 +12vwires from the stock wiring harness.For 3 cyl. and single cyl. splice the number of Killbox yellows necessary and ground theremaining yellows. For Dyna 2000; connect one (any) yellow to orange and one otheryellow to gnd. The other 2 yellows are not used, should be cut.A GP Switch should be installed in the Pullswitch...

File name: cordona wiring diagram SBK- 4 2 neg. 4 coils.pdf
[Download now or Read Online](#)

[S80 WIRING DIAGRAM.CDR](#)

S80PRO Power Connections Fused 12V WIRING SCHEMATIC FOR S80PRO 86 Drawn from pin insertion side LAST UPDATED Note this connector has Three 18 11 2014 keyways in total NEEDS FIRMWARE Tel +44 (0)161 877 1419 V77.00 AND HIGHER Elec Dump Valve Fax +44 (0)161 877 7086 FOR ALL OPTIONS 85 Turbo Pressure Email office@dtafast.co.uk Aux 9 Tacho Cam Control Pump Relay Aux 7 Fuel Shift Light Fan Relay Idle V...





















File name: S80 Wiring Diagram.pdf
[Download now or Read Online](#)

DOWNLOAD PDF DOCUMENT

DOWNLOAD PDF DOCUMENT

Here below another book similar with:

1997 FORD F250 TAIL LIG...

-  [1997 ford f250 tail light wiring diagram](#)
-  [dodge sprinter tail light diagram](#)
-  [free download ford falcon 1997 engine wiring diagram](#)
-  [dodge dakota brake light wiring diagram](#)
-  [dodge avenger brake light wiring diagram](#)
-  [wiring diagram ford f350 super duty](#)
-  [ford 555 backhoe wiring diagram](#)
-  [1999 ford expedition stereo wiring diagram](#)
-  [lucas ignition switch wiring diagram ford](#)
-  [ford focus 16 2000 engine management wiring diagram](#)
-  [ford cab light template](#)
-  [service engine soon light ford expedition 2004](#)
-  [hino marker light wiring](#)
-  [2001 ford escape electrical wiring diagrams ewd service repair shop manual](#)
-  [ford focus wiring diagrams cruise control](#)
-  [wiring diagrams ford sierra diesel](#)
-  [theology 101 readings 1997 1998](#)
-  [1997 honda xr400r service repair manual download](#)
-  [1997 guide to literary agents by don prues](#)
-  [from calculus to chaos an introduction to dynamics by acheson david published by oup oxford 1997](#)

DOWNLOAD PDF DOCUMENT